

HOMEWORK AND PRACTICE

Teachers should not abandon homework. Instead, they should improve its instructional quality.

Research-Based Homework Guidelines

Research provides strong evidence that, when used appropriately, homework benefits student achievement. To make sure that homework is appropriate, teachers should follow these guidelines:

- Assign purposeful homework. Legitimate purposes for homework include introducing new content, practicing a skill or process that students can do independently but not fluently, elaborating on information that has been addressed in class to deepen students' knowledge, and providing opportunities for students to explore topics of their own interest.
- Design homework to maximize the chances that students will complete it. For example, ensure that homework is at the appropriate level of difficulty. Students should be able to complete homework assignments independently with relatively high success rates, but they should still find the assignments challenging enough to be interesting.
- Involve parents in appropriate ways (for example, as a sounding board to help students summarize what they learned from the homework) without requiring parents to act as teachers or to police students' homework completion.
- Carefully monitor the amount of homework assigned so that it is appropriate to students' age levels and does not take too much time away from other home activities.



Most Students

Homework for the Week of: October 24th to October 28th

	Monday	Tuesday
Reading	Read your book to someone at home. Fill out the Reading Log. Continue to read books of your choice for at least 20 minutes.	Read your book to someone at home. Fill out the Reading Log. Continue to read books of your choice for at least 20 minutes.
Math	<ul style="list-style-type: none">o Complete math worksheet and return.o Complete 3 Fact Fluency Practice Sheets.	Play the game <u>Number Line Squeeze</u> with someone at home.
Spelling:	Choose one spelling activity from the <i>Spelling Menu</i> and cross it off.	Choose one spelling activity from the <i>Spelling Menu</i> and cross it off.
Other:		



Reminder: Field Trip to the Children's Museum is coming up next Thursday.

Please return permission slips if you have not done so already.

Your Fact Fluency Level: +/- 5

Students should be timed for 1 minute per page.

Words of the Week:

crept, waddled, gallop, march, scramble
Please try to use these words in your language at home! Have students "creep or waddle" to the dinner table.



Homework for the Week of: October 24th to October 28th

Wednesday	Thursday	Friday
Read your book to someone at home. Fill out the Reading Log. Continue to read books of your choice for at least 20 minutes.	Read your book to someone at home. Fill out the Reading Log. Continue to read books of your choice for at least 20 minutes.	Read your book to someone at home. Fill out the Reading Log. Continue to read books of your choice for at least 20 minutes.
<ul style="list-style-type: none">○ Complete math worksheet and return.○ Complete 3 Fact Fluency Practice Sheets.	<ul style="list-style-type: none">○ Practice counting by <u>5</u>. Start at <u>15</u>.○ Complete 3 Fact Fluency Practice Sheets.	
Choose one spelling activity from the <i>Spelling Menu</i> and cross it off.	Choose one spelling activity from the <i>Spelling Menu</i> and cross it off.	Share your new set of spelling words with your family.
		Play the Snake Game with someone at home. Use the set of cards in your folder.

If you have any questions about homework, please do not hesitate to email or call me!



Homework for the Week of: October 24th to October 28th

Tailyn

	Monday	Tuesday
Reading	Read your book to someone at home. Fill out the Reading Log. Continue to read books of your choice for at least 20 minutes.	Read your book to someone at home. Fill out the Reading Log. Continue to read books of your choice for at least 20 minutes.
Math	<ul style="list-style-type: none"> ○ Complete math worksheet and return. ○ Complete 3 Fact Fluency Practice Sheets. 	Play the game <u>Number Line Squeeze</u> with someone at home.
Spelling:	Choose one spelling activity from the <i>Spelling Menu</i> and cross it off.	Choose one spelling activity from the <i>Spelling Menu</i> and cross it off.
Other:		



Reminder: Field Trip to the Children's Museum is coming up next Thursday. Please return permission slips if you have not done so already.

(+/-)

Your Fact Fluency Level: Doubles 10-20

Students should be timed for 1 minute per page.

Words of the Week:

crept, waddled, gallop, march, scramble
Please try to use these words in your language at home! Have students "creep or waddle" to the dinner table.



Homework for the Week of: October 24th to October 28th

2019/11

Wednesday	Thursday	Friday
Read your book to someone at home. Fill out the Reading Log. Continue to read books of your choice for at least 20 minutes.	Read your book to someone at home. Fill out the Reading Log. Continue to read books of your choice for at least 20 minutes.	Read your book to someone at home. Fill out the Reading Log. Continue to read books of your choice for at least 20 minutes.
<ul style="list-style-type: none"><input type="radio"/> Complete math worksheet and return.<input type="radio"/> Complete 3 Fact Fluency Practice Sheets.	<ul style="list-style-type: none"><input type="radio"/> Practice counting by _____. Start at _____.<input type="radio"/> Complete 3 Fact Fluency Practice Sheets.	
Choose one spelling activity from the <i>Spelling Menu</i> and cross it off.	Choose one spelling activity from the <i>Spelling Menu</i> and cross it off.	Share your new set of spelling words with your family.
		Play the Snake Game with someone at home. Use the set of cards in your folder.

If you have any questions about homework, please do not hesitate to email or call me!



Homework for the Week of: October 24th to October 28th

	Monday	Tuesday
Reading	Read your book to someone at home. Fill out the Reading Log. Continue to read books of your choice for at least 20 minutes.	Read your book to someone at home. Fill out the Reading Log. Continue to read books of your choice for at least 20 minutes.
Math	<input type="checkbox"/> Complete math worksheet and return.	Play the game <u>Number Line Squeeze</u> with someone at home.
Spelling:	Choose one spelling activity from the Spelling Menu and cross it off.	Choose one spelling activity from the Spelling Menu and cross it off.
Other:	OT Homework: Practice "Frog Jump" Letters Do <u>Both</u> worksheets!	



Reminder: Field Trip to the Children's Museum is coming up next Thursday.

Please return permission slips if you have not done so already.

Your Fact Fluency Level: +/- 0

Students should be timed for 1 minute per page.

Words of the Week:

crept, waddled, gallop,

Please try to use these words in your language at home! Have students "creep or waddle" to the dinner table.



Homework for the Week of: October 24th to October 28th

Wednesday	Thursday	Friday
Read your book to someone at home. Fill out the Reading Log. Continue to read books of your choice for at least 20 minutes.	Read your book to someone at home. Fill out the Reading Log. Continue to read books of your choice for at least 20 minutes.	Read your book to someone at home. Fill out the Reading Log. Continue to read books of your choice for at least 20 minutes.
<ul style="list-style-type: none">○ Complete math worksheet and return.○	<ul style="list-style-type: none">○ Practice counting by <u>1</u>. Start at <u>8</u> Stop at <u>30</u>○ Complete 3 Fact Fluency Practice Sheets.	
Choose one spelling activity from the <i>Spelling Menu</i> and cross it off.	Choose one spelling activity from the <i>Spelling Menu</i> and cross it off.	Share your new set of spelling words with your family.
		Play the Snake Game with someone at home. Use the set of cards in your folder.

If you have any questions about homework, please do not hesitate to email or call me!

Name: _____


Spelling Homework Menu # 1

Directions: Choose 2 different activities below each week from this Spelling Homework Menu to help you study your 10 spelling words. After you have chosen 2 activities, color over the 2 activities you chose. **Turn in your 2 different activities on Thursday for a homework grade.** Please make sure you write your name on your homework. Keep this Spelling Homework Menu Sheet until you have completed all the spelling activities. Once all the rectangles are colored, please ask for a new Spelling Homework Menu Sheet.

*You may use one sheet of paper for both activities.

<p>Write 8 of your spelling words in a creative way. Example: squiggly letters, bubbled letters, ...</p>	<p>Write a poem or song using 5 of your spelling words.</p>	<p>Take a practice spelling test with a family member. Example a person in your family could read one of your spelling words, say a sentence with the spelling word, then repeat the spelling word while you spell the word on a piece of paper.</p>	<p>Make a rhyme book with 8-10 of your spelling words.</p>
<p>Write your 10 words in alphabetical (ABC) order.</p>	<p>Write a question with <u>each</u> of your 10 spelling words. Example - Questions can start with words such as Who, What, Where, When, How, Why...</p>	<p>Write a statement with <u>each</u> of your 10 spelling words. Example - A statement is a sentence that ends with a period.</p>	<p>Make a game out of your 10 spelling words. Example: matching game, rhyming game, word-sound game...</p>
<p>Relate 5 words to specific life experiences. Example: tape - I used tape to wrap my friend's birthday gift.</p>	<p>Write a short story with 7-8 your words - include several illustrations.</p>	<p>Write your 10 spelling words using one color for the vowels and one color for the consonants. Vowels - a, e, i, o, u, and sometimes y Consonants - all other letters except the vowels</p>	<p>Create an illustrated (picture) dictionary for all 10 of your spelling words.</p>
<p>Write an ad for your favorite soft drink, car, or restaurant using 4-6 of your spelling words. <u>Underline</u> the spelling words.</p>	<p>Make a "Scrambled Word" list using your 10 spelling words. Write the correct word beside each scrambled word. Example: ardgien - reading</p>	<p>Write your 10 spelling words using crayons, colored pencils, or markers. Make each letter a different color.</p>	<p>"Find-A-Word" within at least 8 of your spelling words. Find as many words as you can in each word. Example: meat - ate, eat, mat, net, team, at, tea, a, me, ma, mate, tame, am</p>

READING LOG



NAME: _____

DATE	TITLE OF BOOK	START PAGE	STOP PAGE	NUMBER OF PAGES READ

Number Line Squeeze

Skill: Practice identifying numbers from 0 through 15 from clues.

Object: To identify a mystery number in as few clues as possible.

Materials: Number line
Two popsicle sticks to cover the numbers

Players: 2 - 4 players

Directions:

- Player one chooses a number as the mystery number, for example, 5, and says "I am thinking of a number between 1 and 9. What's my number?"
- The other student(s) act as bracket holders and covers the numbers 1 and 9.
- The same student (or other student if there are more than 2 players) guesses a number; 7. Player one says, "No, my number is smaller than (or less than) 7, or 7 is more than (or bigger than or greater than) my number. The right bracket is then moved to cover the 7.
- Another player guesses 4. The leader says that the mystery number is greater than 4. The left bracket is then moved to 4.
- Players continue to guess. Eventually, the mystery number will be "squeezed" between the two brackets. The player who guesses the mystery number becomes the next leader.

Advanced Version: Students can extend the range of numbers used to numbers greater than 15.

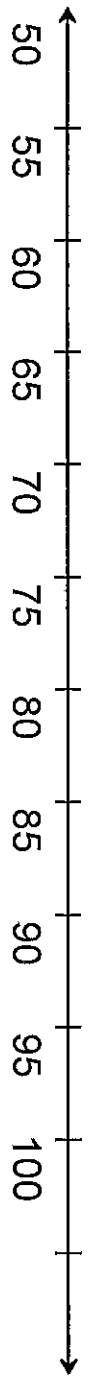
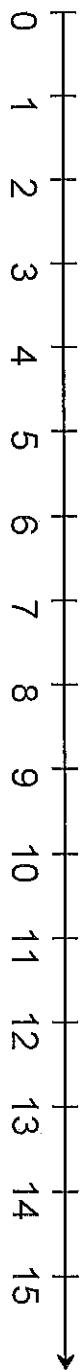
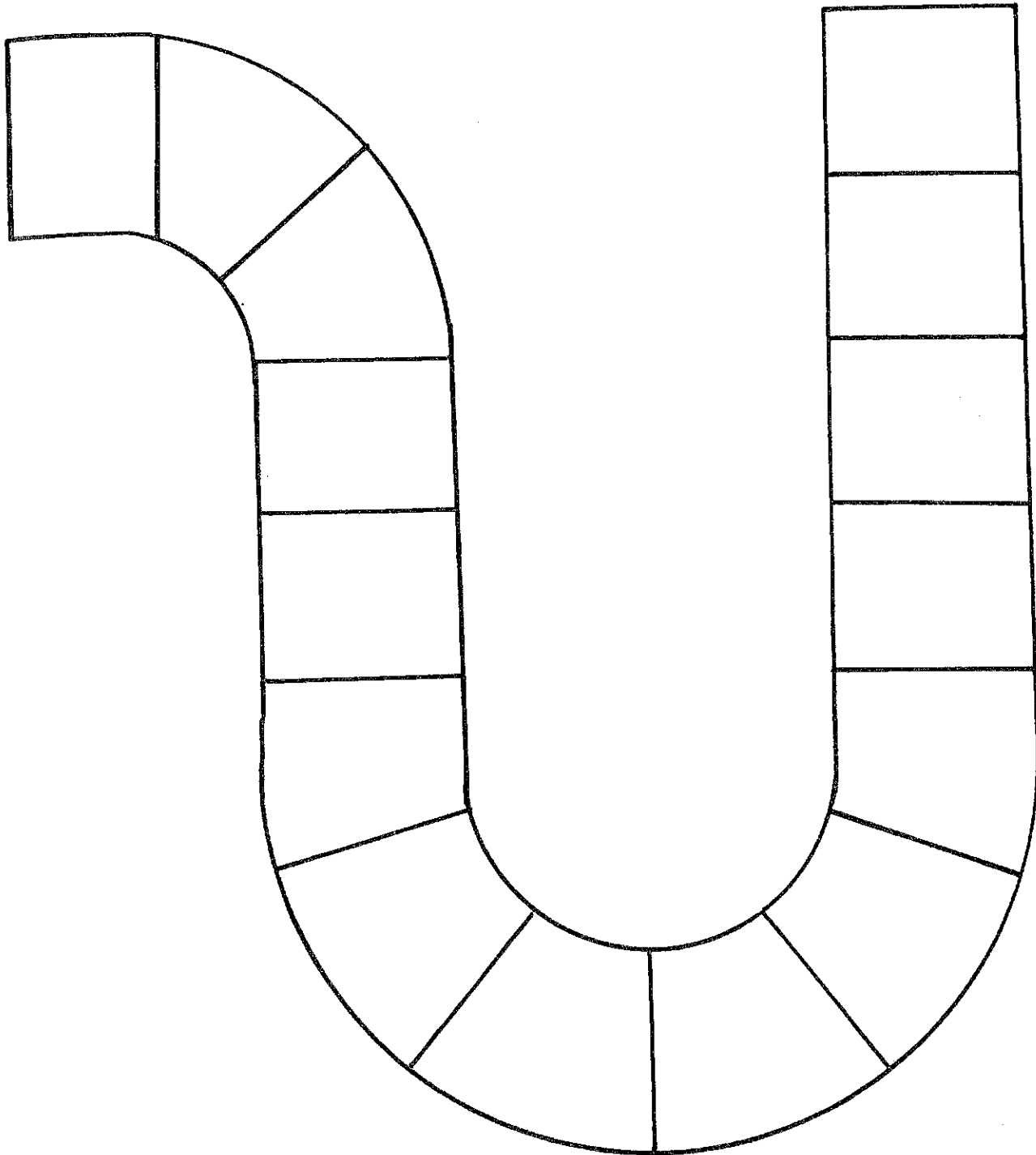
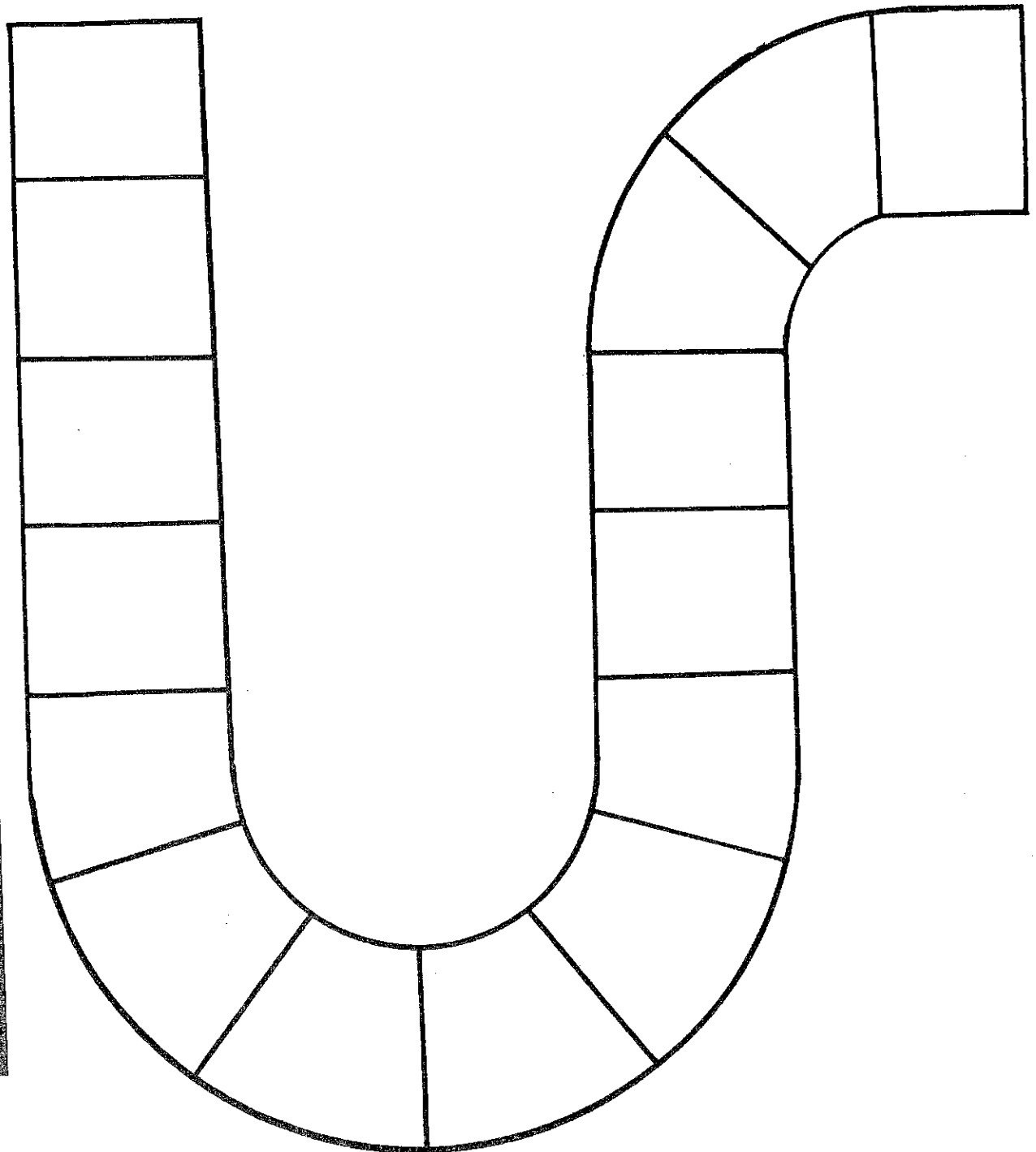


FIGURE F-3 U-gameboard (right)



Appendix F

FIGURE F-2 U-gameboard (left)



Appendix F

Homework

O C T O B E R 2 4 - 2 8

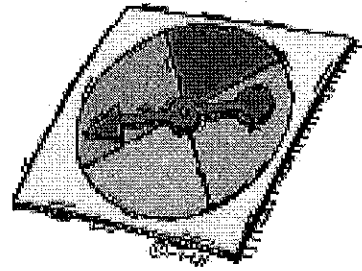
Monday Library & Computer	Oct 24	Everyday Math: Unit 2 Both sides
Tuesday Music RECORDED	Oct 25	Field Trip Today - bring lunch. Homework - tell your family all about your trip & what you learned!
Wednesday Art & Music RECORDED	Oct 26	Choose ONE item from the Homework Menu and have a grown up sign it.
Thursday PE	Oct 27	Choose ONE different item from the Homework Menu & have a grown up sign it.
Friday Library	Oct 28	Have a super weekend, friends!!

Homework is assigned on Monday, and is all due on Friday.

Homework should include 5 minutes of math fact practice as well as 20 minutes of reading.

Please email with questions or concerns.

Homework Menu



Have a grown-up sign the box you completed.

Call someone special and show off your fluency skills by reading over the phone. (Or Skype!) Remember to practice, first!

Play a game with someone in your family that practices math strategies.

Play a game with someone in your family that practices vocabulary strategies

Read an article on our class Blog and leave a 3-5 sentence comment.

Write a letter or email to someone you know would love to hear from you.

Spend 20 minutes doing some heart-pumping exercises.

Spend 20 minutes organizing something that is a mess - bureau, desk, drawer, closet, etc...

Use a catalogue or sale paper to make 2 different Wish Lists that add up to \$100.

Perform a 20-minute household chore that you normally aren't responsible for doing.

Homework should include 5 minutes of math fact practice & 20 minutes of reading (or being read to)

Homework Menu

		Language Arts			Math
		Spelling	Vocabulary	Writing	
Partner		Spelling Checkers (p. 3)	Practice Flash Cards with a Partner (p. 6)	Partner Write (p. 8)	Flash Cards with a Partner (+, -, x, ÷) (p. 10)
		Word Sorts and Games (p. 3)	Describe 5 (p. 6)	Reader Letters (p. 8)	Investigations Game (p. 11)
		Word Search (p. 4)	Pictionary (p. 7)		
			Charades (p. 7)		
Independent	<u>You Pick Two:</u>		Make Flash Cards (p. 6)	<i>Scholastic News</i> (p. 9)	Investigations Workbook (p. 10)
	• Look, Say, Cover, Write, Check (p. 3)		Practice Flash Cards (p. 6)	Free Write (p. 9)	Mathmagician's Problems (p. 10)
	• Spelling Graffiti (p. 4)		Guess My Word (p. 7)	Independent Study (p. 9)	Flash Cards (+, -, x, ÷) (p. 10)
	• Sandbox Spelling (p. 4)				Math Web Games (p. 11)
	• Cursive Spelling (p. 5)				

Note: Your partner must be an adult or a student your age or older.

<p><u>Vowels/Consonants</u> Write the vowels in red and the consonants in blue.</p>	<p><u>Guess My Sort</u> Sort the words and have your parents 'guess your sort'.</p>	<p><u>Hangman</u> Use your spelling words to play hangman.</p>
<p><u>Sentences</u> Use each of your spelling words in a sentence. See how many words you can write in one sentence.</p>	<p><u>Sorts</u> Sort the words 3 different ways.</p>	<p><u>Word Hunt</u> Find words that match your spelling pattern.</p>
<p><u>ABC Order</u> Write your spelling words in ABC order.</p>	<p><u>Writing</u> Write each spelling word 3 times.</p>	<p><u>Computer</u> Go to spellingcity.com and play some spelling games. Username: Gioacchini Password: Second</p>